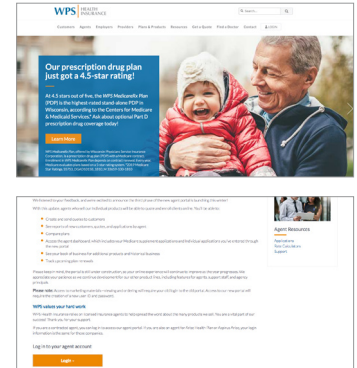


# Agent Portal Registration and Login

WPS Health Insurance and Arise Health Plan make it easy and convenient for you to create and send quotes to your customers, compare plans, track renewals, and review your applications with our new comprehensive agent portal. You will create your account the first time you log in to our website at [wpshealth.com](http://wpshealth.com) or [arisehealthplan.com](http://arisehealthplan.com).

## Create your new agent account

1 Visit [wpshealth.com](http://wpshealth.com) or [arisehealthplan.com](http://arisehealthplan.com), click **Agents**, and then click the **Login** button.

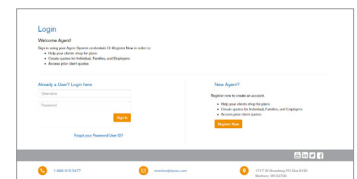
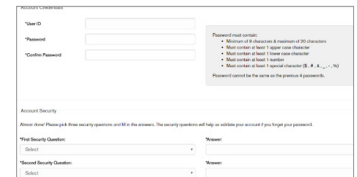
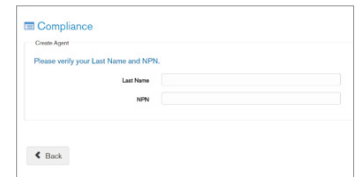
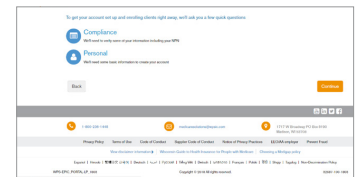
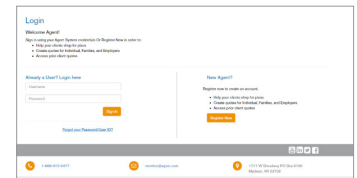


2 After completing the steps above, click the **Register Now** button.

3 Review the details on the next page, and then click **Continue**.

4 On the following page, enter your Last Name and NPN, and then click **Continue**.

5 Finally, enter your personal details and account credentials, and answer all the Account Security Questions. Click **Create Account**.



## Log in

1 Once you have registered your account, you can log in using the Username and Password you created by visiting [wpshealth.com](http://wpshealth.com) or [arisehealthplan.com](http://arisehealthplan.com). Click **Agents**, and then click the **Login** button.

