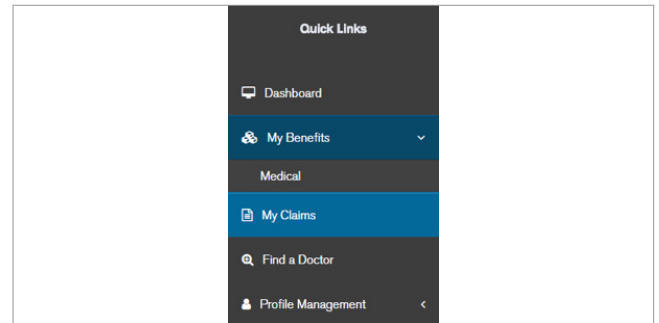


How to View Claims and EOBs

Our online customer portal allows you to view your claims and Explanations of Benefits (EOBs). Log in to your customer account at wpshealth.com or arisehealthplan.com to get started.

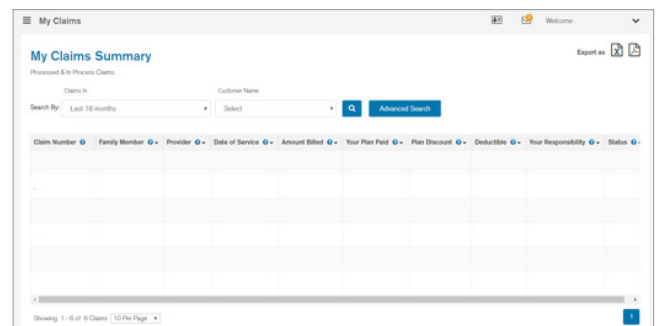
1

To view your claims, begin by clicking the **My Claims** link under **Quick Links**.



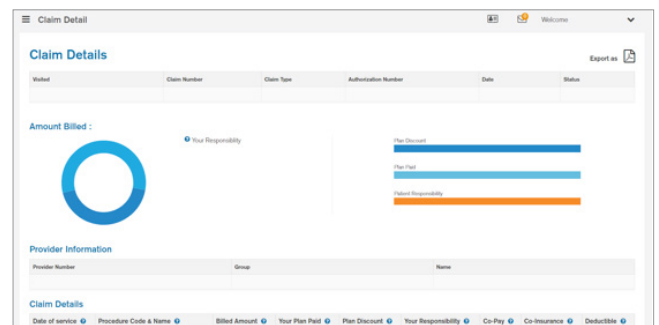
2

You will be taken to your **Claims Summary**, where you can search and filter your claims.



3

By clicking on the **Claim Number**, you will be taken to a Claim Details page where you can view details of how the claim was processed.



How to View Claims and EOBs

4

At the bottom of **Claim Details**, you can view the **Explanation of Benefits** for that claim by clicking on the **View EOB** button.

Date of service	Procedure Code & Name	Billed Amount	Your Plan Paid	Plan Discount	Your Responsibility	Co-Pay	Co-Insurance	Deductible
12/01/2017		\$0.00	\$0.00	\$0.00	\$0.00	\$0.00	\$0.00	\$0.00

5

Your EOB will look like this.

WPS HEALTH INSURANCE

Electronic Service Requested

Summary Information:

Total Billed: This is the total amount billed for services provided.

Provider Responsibility: **You saved \$64.48.** The plan negotiates discounts with health care professionals and facilities to help you save money. This amount will be subtracted from the total billed.

Amount Not Covered: This is the amount not covered under your health plan. You may or may not need to pay this amount. See the Remarks section on the following pages for more.

New EOB coming soon

Arise HEALTH PLAN

Forwarding Service Requested

Explanation of Benefits
THIS IS NOT A BILL

Customer Information

Customer No.:
Patient:
Group No.: <
Group:
Print Cost:

New EOB coming soon